

Nucleic acid extraction for *in-vitro* diagnostics

- CE-IVD marked in accordance with EU Directive 98/79/EC
- Highly sensitive and reliable extraction

NucleoSpin® Dx Blood

Genomic DNA from whole blood – for *in-vitro* diagnostic purposes

▶ CE-marked in accordance with EU Directive 98/79/EC

Compliance with European IVD directive

▶ Fits into *in-vitro* diagnostic workflows

CE-marked gDNA extraction from human whole blood

Can be combined with any enzymatic amplification and detection of gDNA

▶ Compatible with common blood collection tubes and anticoagulants

Suitable for EDTA, citrate, and heparin blood collecting systems

For fresh and frozen blood samples

▶ Efficient isolation of DNA from fresh and frozen blood samples

Reproducible results for reliable downstream applications

▶ Convenient handling

Product storage: at room temperature

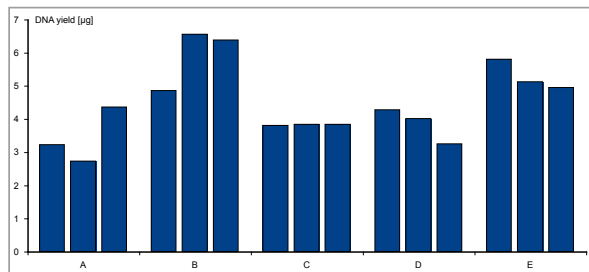
Precise photometric measurement of DNA possible

Product at a glance

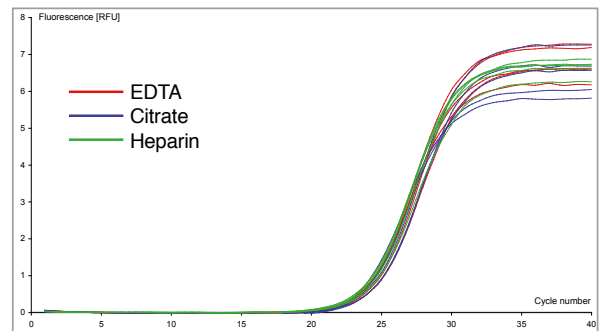
Technology	Silica-membrane technology
Sample material	200 µL whole blood (fresh, frozen, EDTA, citrate or heparin treated)
Typical yield	3–5 µg (depending on individual blood sample)
Elution volume	50–200 µL
Binding capacity	60 µg

Application data

A



B



CE-marked procedure, excellent DNA recovery, reliable downstream applications

A) DNA was isolated in triplicates from blood samples (200 µL, EDTA) from 5 individuals (A–E). The DNA yield ranged from 2.7–6.6 µg, depending on blood sample.

B) DNA was isolated from 15 individual blood samples, stabilized with different anticoagulants: EDTA, citrate, and heparin. All samples show reliable good performance in q-PCR.

Note: LightCycler® (Roche) q-PCR, β-globin specific primer.

Customer testimonial

We use NucleoSpin® Dx Blood kit for isolation DNA from 200 µL blood for two years. The DNA have good quality (as measured by OD_{260/280}), and the efficiency of isolation does not raise any objections. We are pleased with the kit.
Laboratory HLA (Poland), Manager, Dr .hab. n. med. M. Baj-Krzyworzeka

Ordering information

Product	Preps	REF
NucleoSpin® Dx Blood*	50 / 250	740899.50 / .250

*IVD-CE-marked kit: Not available in all countries, please inquire.

NucleoSpin® Dx Virus

Viral RNA/DNA from human plasma and serum for *in-vitro* diagnostics

▶ CE-IVD marked in accordance with EU Directive 98/79/EC

Compliant with European IVD directive

▶ Fits into *in-vitro* diagnostic workflows

CE-marked viral RNA and DNA isolation from human plasma and serum

Can be combined with a wide variety of enzymes for amplification for the detection of viral RNA or DNA

▶ Compatible with fresh or frozen samples treated with EDTA or citrate

▶ Highly consistent viral RNA and DNA isolation

Reproducible isolations from different titers for reliable downstream applications

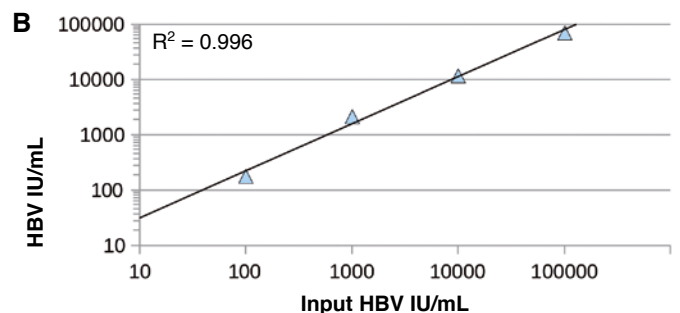
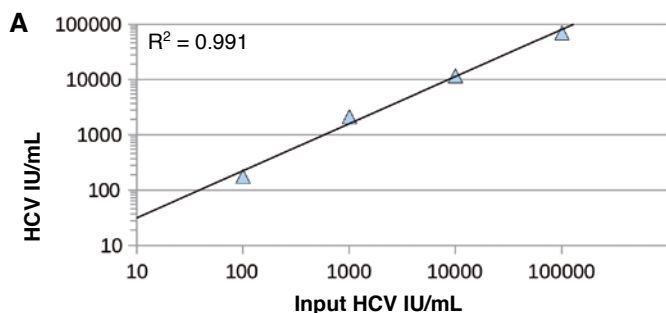
▶ Suitable for animal samples

The kit can be used for veterinary applications (CE IVD labeling does not apply to these applications.)

Product at a glance

Technology	Silica-membrane technology
Sample material	150 µL plasma or serum (fresh, frozen, EDTA, or citrate treated)
Fragment size	100 bp – approx. 50 kbp
Elution volume	50 µL
Binding capacity	40 µg

Application data



CE-marked procedure – sensitive viral DNA and RNA detection

Detection of viral RNA and DNA in Real-time PCR (Artus RealArt™ HCV RNA / HBV DNA; Roche LightCycler® 480), purified by NucleoSpin® Dx Virus. Nucleic acids were purified from virus samples of different titers and used for quantification.

A) Detection of RNA from HCV samples of different titers.

B) Detection of DNA from HBV samples of different titers.

Data was generated by Dr. Tiemann, LABCON-OWL GmbH, Germany.

Reference

Guery B, et. al.

Clinical features and viral diagnosis of two cases of infection with Middle East Respiratory Syndrome coronavirus: a report of nosocomial transmission

Lancet 2013 Jun; 381 (9885): 2265-72

Ordering information

Product	Preps	REF
NucleoSpin® Dx Virus*	50	740895.50

*IVD-CE-marked kit: Not available in all countries, please inquire.

Ordering information

CE-IVD marked products*	Preps	REF
NucleoSpin® Dx Blood	50 / 250	740899.50 / .250
NucleoSpin® Dx Virus	50	740895.50

Related products

Not CE-IVD marked products for genomic DNA from blood	Preps	REF
NucleoSpin® Blood	10/50/250	740951.10/.50/.250
NucleoSpin® Blood QuickPure	10/50/250	740569.10/.50/.250
NucleoSpin® Blood L	20	740954.20
NucleoSpin® Blood XL	10/50	740950.10/.50
NucleoSpin® 8 Blood	12x8/60x8	740664/.5
NucleoSpin® 8 Blood Core Kit**	48x8	740455.4
NucleoSpin® 96 Blood	1x96/4x96/24x96	740665.1/.4/.24
NucleoSpin® 96 Blood Core Kit**	4x96	740456.4
NucleoSpin® 8 Blood QuickPure	12x8/60x8	740666/.5
NucleoSpin® 96 Blood QuickPure	2x96/4x96/24x96	740667.2/.4/.24
NucleoMag® Blood 200 µL	1x96/4x96	744501.1/.4
NucleoMag® Blood 3 mL	1x96	744502.1
Not CE-IVD marked products for viral RNA/DNA	Preps	REF
NucleoSpin® Virus	10/50/250	740983.10/.50/.250
NucleoSpin® RNA Virus F	25	740958
NucleoSpin® 8 Virus	12x8/60x8	740643/.5
NucleoSpin® 8 Virus Core Kit**	48x8	740451.4
NucleoSpin® 96 Virus	2x96/4x96	740691.2/.4
NucleoSpin® 96 Virus Core Kit**	4x96	740452.4
NucleoMag® 96 Virus	1x96/4x96	744800.1/.4
NucleoMag® VET	1x96/4x96	744200.1/.4

* IVD-CE-marked kit: Not available in all countries, please inquire.

** Kits with basic content focused on automation platforms. Additional accessories can be combined as needed.

Visit www.mn-net.com/Bioanalysis for detailed information.

Trademarks:

MACHEREY-NAGEL: NucleoSpin®, NucleoMag®

Other companies:

Roche: LightCycler®

Artus: RealArt™

Your local distributor

www.mn-net.com

MACHEREY-NAGEL



MACHEREY-NAGEL GmbH & Co. KG · Neumann-Neander-Str. 6–8 · 52355 Düren · Germany

Germany and international:
Tel.: +49 24 21 969-0
Fax: +49 24 21 969-199
E-mail: info@mn-net.com

Switzerland:
MACHEREY-NAGEL AG
Tel.: +41 62 388 55 00
Fax: +41 62 388 55 05
E-mail: sales-ch@mn-net.com

France:
MACHEREY-NAGEL EURL
Tel.: +33 388 68 22 68
Fax: +33 388 51 76 88
E-mail: sales-fr@mn-net.com

USA:
MACHEREY-NAGEL Inc.
Tel.: +1 484 821 0984
Fax: +1 484 821 1272
E-mail: sales-us@mn-net.com

